

Schedules and places have been set for the collection of each type of garbage.

Garbage Collection Days


(How to read your Garbage Collection Calendar)

The garbage collection calendars distributed by the City use symbols to indicate different kinds of garbage. Check the calendar when putting out your garbage, and get it to the collection spot by 8:30 in the morning.

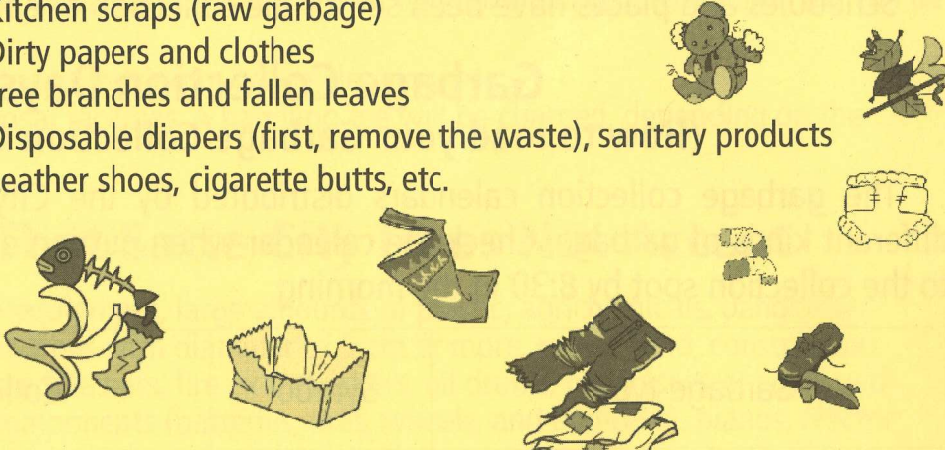
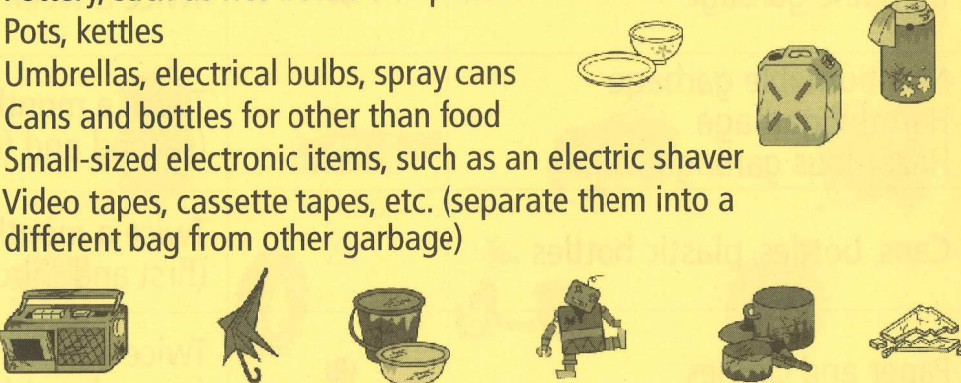
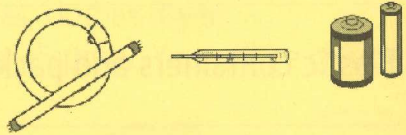


Garbage types	Symbol	Collection frequency
Burnable garbage	★	Twice a week
Non-burnable garbage Harmful garbage Hazardous garbage	□	Twice a month (second and fourth week)
Cans, bottles, plastic bottles	△	Twice a month (first and third week)
Paper and clothes	●	Twice a month (second and fourth week)
Plastic containers and packaging	◎	Once a week
Oversized garbage	Once a month (Saturday) See the last page of the calendar.	

City-Specified Bags for Burnable Garbage

Use the yellow city-specified garbage bags for burnable garbage. The purchase cost of the bags includes the processing fee. These bags can be purchased at supermarkets in the city.

	<p>Price of specified garbage bags 10 bags per pack</p>	Large	500 yen
		Medium	350 yen
		Small	150 yen

Garbage Types

<p>Burnable garbage</p> <p>Put in a city-specified garbage bag.</p>	<ul style="list-style-type: none"> • Kitchen scraps (raw garbage) • Dirty papers and clothes • Tree branches and fallen leaves • Disposable diapers (first, remove the waste), sanitary products • Leather shoes, cigarette butts, etc. 
<p>Non-burnable garbage</p> <p>Put in a transparent plastic bag.</p>	<ul style="list-style-type: none"> • Pottery, such as rice bowls and plates • Pots, kettles • Umbrellas, electrical bulbs, spray cans • Cans and bottles for other than food • Small-sized electronic items, such as an electric shaver • Video tapes, cassette tapes, etc. (separate them into a different bag from other garbage) 
<p>Harmful garbage</p> <p>Put in a transparent plastic bag.</p>	<ul style="list-style-type: none"> • Fluorescent bulbs, mercury thermometers, batteries • Separate them in a different bag from other garbage. 
<p>Hazardous garbage</p> <p>Put in a transparent plastic bag.</p>	<ul style="list-style-type: none"> • Spray cans, portable propane canisters, butane lighters • Separate them in a different bag from other garbage. 
<p>Oversized garbage</p> <p>Leave at the collection spot as-is.</p>	<ul style="list-style-type: none"> • Furniture, bedding (tie both the length and width with binding material), mattresses (excluding mattresses with springs inside) • Bicycles (marked as "ごみ" i.e. garbage), baby buggies, tricycles • Rugs, carpets, curtains, and other fabrics • Large-sized electronic items (excluding air conditioners, televisions, refrigerators, freezers, and washing machines) 

**Cans, bottles,
plastic bottles**

Bottles:
Put in the blue
receptacle.


Cans:
Put in the
yellow
receptacle.

Plastic Bottles:
Put in the
green net.

- Cans and bottles used for nori, cooking oil, jam, and condiments



- Cans and bottles used for soft drinks, beer, and sake



- Plastic bottles (bottles with "♻️" markings)




Paper and clothes

Newspapers and
other papers: Tie
both the length and
width with binding
material according
to paper type.

Cloth Items: Place in
a transparent bag.

- Newspapers (leaflets), magazines, cardboard, paper bags, and other paper
- Clothes, blankets, towels, sheets, curtains, and other such items



Other plastics

Put in
a transparent
plastic bag.

- Plastic containers and packaging, items with "♻️" markings
- Bottles, tubes, trays, netting, cups and containers, caps, shopping bags and plastic wraps, and cushioning materials like the styrofoam used for packaging electronics

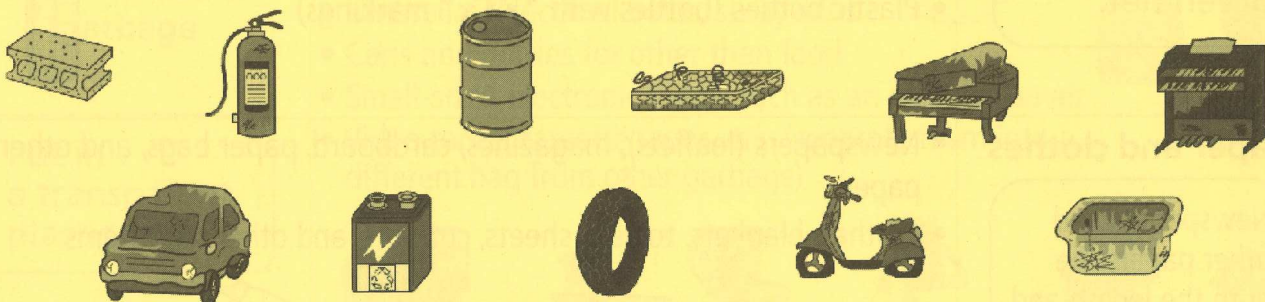


Garbage That Is Not Collected at Collection Spots


- Business garbage from stores, offices, and eating places
Hire a licensed collection and transport company to pick up your garbage. (A handling fee will be charged.)
- Large amounts of garbage due to moving or house cleaning
Take directly to the city disposal facilities. A handling fee will be charged, depending on the garbage volume.

Garbage That Satte City Does Not Accept

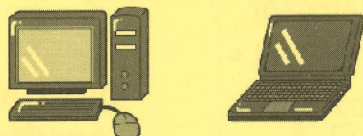
- Medical wastes, agricultural equipment, large amounts of plastic, agrichemicals, dangerous chemicals, poisons, waste oil, trees with diameter of 5 cm or more, soil or sand, construction debris, cement products, gas containers, fire extinguishers, oil drums, mattresses or sofas with springs inside, automotive components (batteries, tires, wheels, and bumpers), pianos, electric organs, bathtubs, motorcycles, etc.
Please contact a specialized disposal company for proper disposal. You will be charged a processing fee.



- Air conditioners, televisions, refrigerators, freezers, washing machines, clothes dryers
Please contact the appropriate retailers of this equipment for proper disposal. You will be charged a recycling fee.



- Computers
Please contact the manufacturer.



Contact: Environmental Section (kankyo ka) of the Citizen's Living Department (shimin seikatsu bu), Satte City

Address: 1779-5 Kidachi, Satte City, Saitama Prefecture 340-0123
(Hibarigaoka Osen-en)

Phone: 0480-48-0331 Facsimile: 0480-48-2226

Website: <http://www.city.satte.lg.jp/>

E-mail: kankyo@city.satte.lg.jp